

GRAPHS OF DISTRICT COURT FILINGS AND FOSTER PLACEMENTS FOR THE 14th, 4th, 15th, and 19th JUDICIAL DISTRICTS

OBSERVATIONS FROM LAKE CHARLES, LA GRAPH:

From year 2005 to 2006 the number of children in *FOSTER PLACEMENTS* in Lake Charles almost **doubled**.

Lake Charles has a large number of children in *FOSTER PLACEMENTS* in proportion to the population and the number is increasing at an astounding rate. Some *FOSTER PLACEMENTS* in Lake Charles have at least 8 to 9 children “packed in”.

Observe that if current trends in the 14th District Juvenile Court continue, by the year 2009 the two projected graph lines, *14 TOTAL JUVENILE COURT FILINGS* and *FOSTER PLACEMENTS*, will cross and theoretically more children could enter foster care than juvenile court filings.

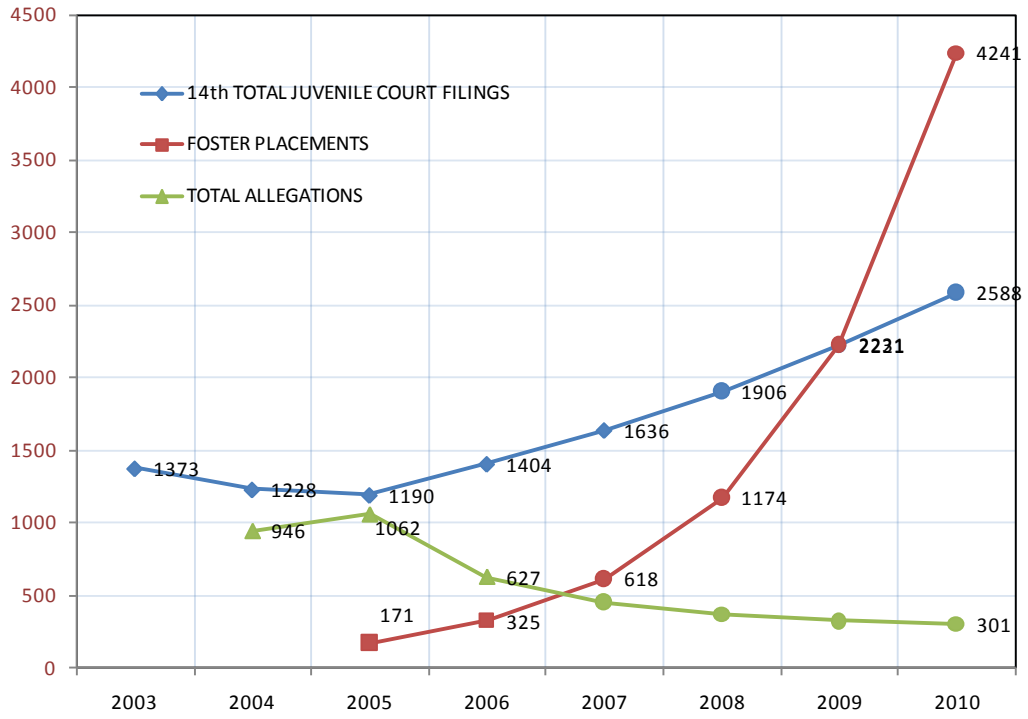
The *14th TOTAL JUVENILE COURT FILINGS* exceeded *TOTAL ALLEGATIONS* in years 2004, 2005, and 2006. One reason for this may be that the number of juvenile delinquency filings is added to the number of CINC juvenile filings to achieve the *14th TOTAL JUVENILE COURT FILINGS*, but if this is the case then more children will enter *FOSTER PLACEMENTS* than CINC juvenile court filings even before year 2009.

FOSTER PLACEMENTS are projected to exceed the projected “supply” of *TOTAL ALLEGATIONS* in 2007. Since *TOTAL ALLEGATIONS* have declined it is possible that *FOSTER PLACEMENTS* will decline although since *14th TOTAL JUVENILE COURT FILINGS* are still rising there is no mathematical support for a projection that *FOSTER PLACEMENTS* will decline.

More data should be obtained from the 14th District to facilitate further and more accurate analysis. As of October 2008 the 2007 DSS data had not been published so projection accuracy is limited by refusal of the DSS to produce timely data as required by federal law.

All grave curves [lines] should be somewhat parallel with the *TOTAL ALLEGATION* line located between the *FOSTER PLACEMENT* line and the *COURT FILINGS* line. **There should be at least as many allegations as CINC court filings.** *NOTE: See Baton Rouge graph below for model example.*

Lake Charles "PROCESSED" CHILDREN



OBSERVATIONS FROM MONROE, LA GRAPH:

From year 2005 to 2006 the number of children in *FOSTER PLACEMENTS* in Monroe increased by **85%**.

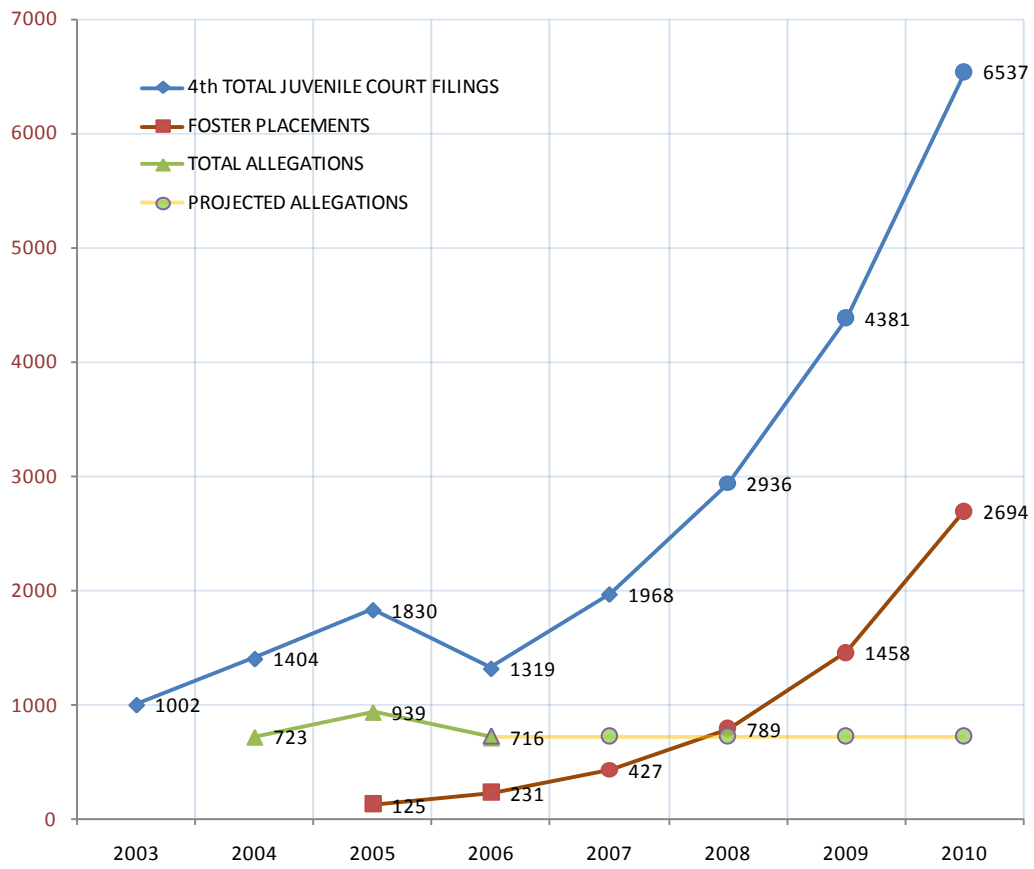
Monroe has a large number of children in *FOSTER PLACEMENTS* in proportion to the population and the number is increasing at an astounding rate.

The *4th TOTAL JUVENILE COURT FILINGS* exceeded *TOTAL ALLEGATIONS* in years 2004, 2005, and 2006 by a large factor. One reason for this may be that the number of juvenile delinquency filings is added to the number of CINC juvenile filings to achieve the *4th TOTAL JUVENILE COURT FILINGS*, but if this is the case then Lafayette has an extreme juvenile delinquency problem.

FOSTER PLACEMENTS are projected to exceed the projected “supply” of *TOTAL ALLEGATIONS* in 2007. Since *TOTAL ALLEGATIONS* have declined it is possible that *FOSTER PLACEMENTS* will decline although since *4th TOTAL JUVENILE COURT FILINGS* are still rising there is no mathematical support for a projection that *FOSTER PLACEMENTS* will decline.

More data should be obtained from the 4th District to facilitate further study. The 2007 DSS data has not been published even though it is already 2008 so projection accuracy is limited by refusal of the DSS to produce timely data as required by federal law.

Monroe "PROCESSED" CHILDREN



OBSERVATIONS FROM LAFAYETTE, LA GRAPH:

From year 2005 to 2006 the number of children in *FOSTER PLACEMENTS* in Lafayette increased by **37%**..

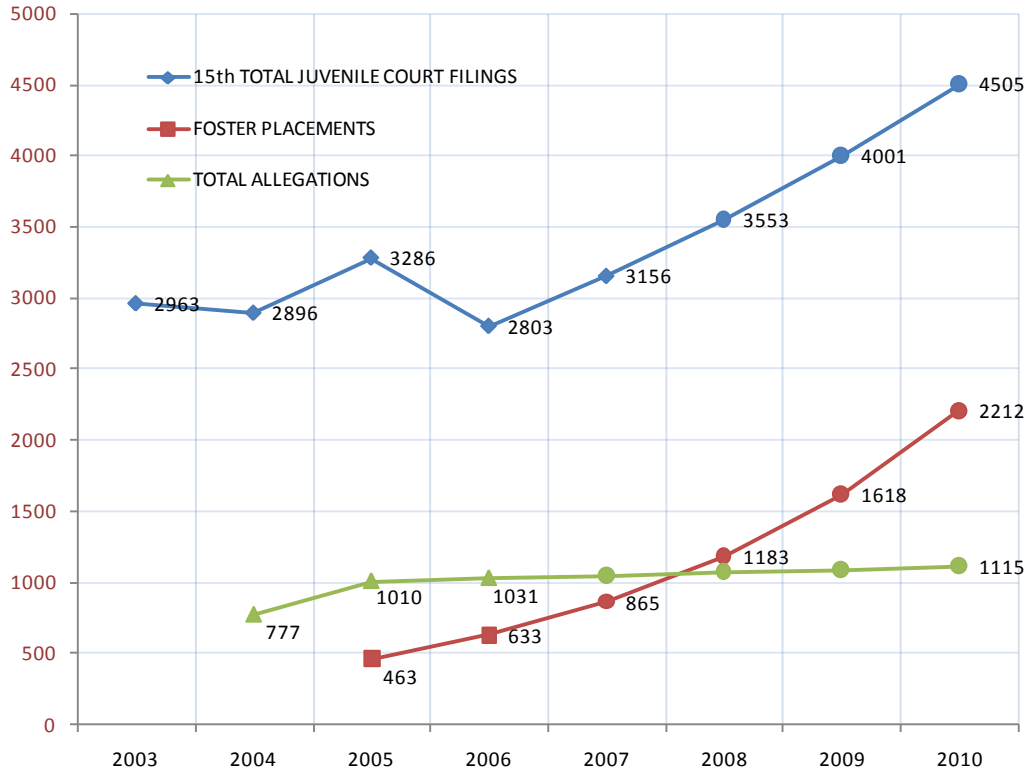
Lafayette has a large number of children in *FOSTER PLACEMENTS* in proportion to the population and the number is increasing at a high rate.

The *15th TOTAL JUVENILE COURT FILINGS* exceeded *TOTAL ALLEGATIONS* in years 2004, 2005, and 2006 by a large factor. One reason for this may be that the number of juvenile delinquency filings is added to the number of CINC juvenile filings to achieve the *15th TOTAL JUVENILE COURT FILINGS*, but if this is the case then Lafayette has an extreme juvenile delinquency problem.

FOSTER PLACEMENTS are projected to exceed the projected “supply” of *TOTAL ALLEGATIONS* in 2007. Since *TOTAL ALLEGATIONS* have declined it is possible that *FOSTER PLACEMENTS* will decline although since *15th TOTAL JUVENILE COURT FILINGS* are still rising there is no mathematical support for a projection that *FOSTER PLACEMENTS* will decline.

More data should be obtained from the 15th District to facilitate further study. The 2007 DSS data has not been published even though it is already 2008 so projection accuracy is limited by refusal of the DSS to produce timely data as required by federal law.

Lafayette "PROCESSED" CHILDREN



OBSERVATIONS FROM BATON ROUGE, LA GRAPH:

From year 2005 to 2006 the number of children *FOSTER PLACEMENTS* in Baton Rouge increased by **only 5.5%** even though hurricane Katrina caused a stressful shift in demographics and overall population.

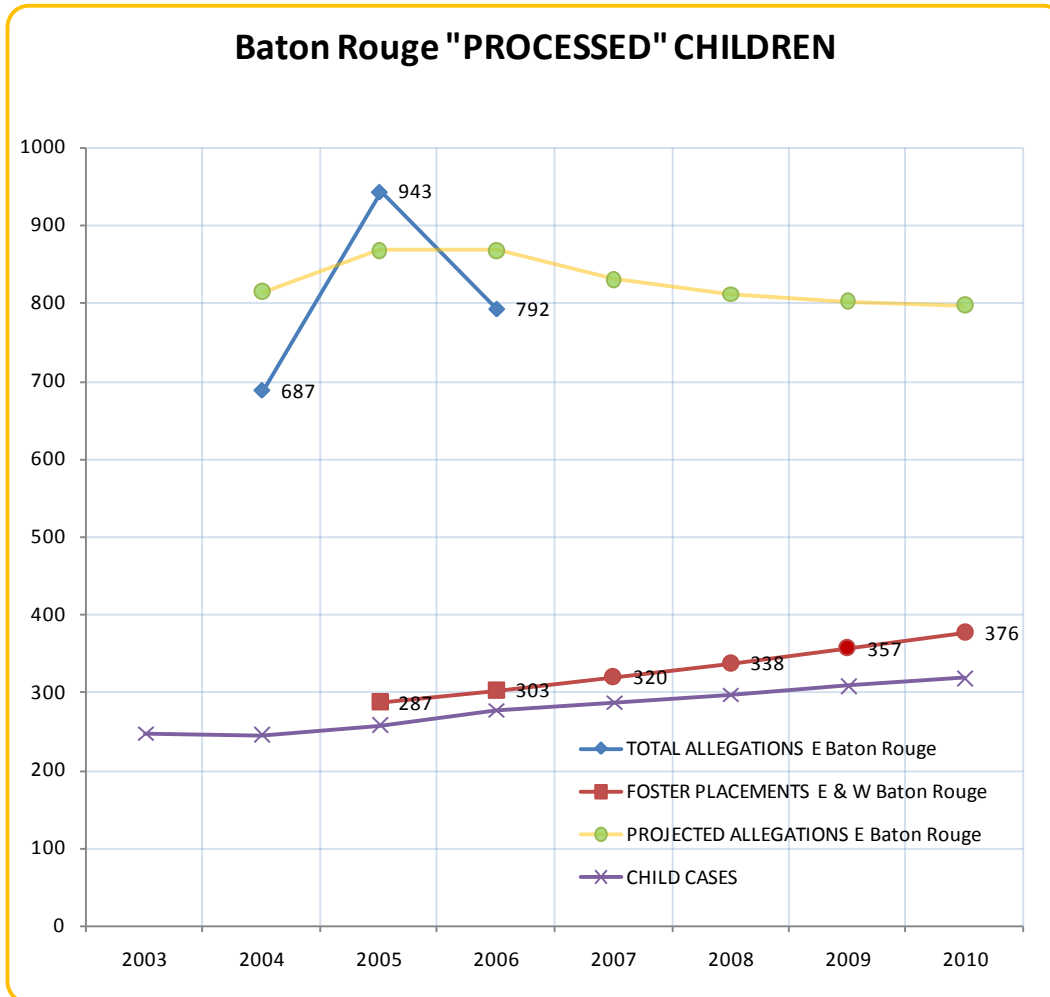
Baton Rouge has an exceedingly LOW number of children in foster care in proportion to population. This is probably a reasonable sampling unlike Lake Charles, Lafayette, and Monroe.

Important note: *Separate data for children placed in foster care for East Baton Rouge was not available so the total number for all of Baton Rouge was used. The numbers of children in foster placement for East Baton Rouge would be approximately 10% less which shows Baton Rouge as having even more outstanding performance.*

The Baton Rouge family court has implemented many performance procedures and requirements of the Louisiana Supreme Court unlike the Calcasieu Parish Family Court [not implementing] which is causing undue suffering of families.

It appears that Baton Rouge courts are open [Allen Parish also] to the public. It can be interpreted that the areas with open courts have less child abuse. Reducing child abuse and neglect is more important than protecting confidentiality [secrecy].

BATON ROUGE APPEARS TO HAVE A MODEL PROGRAM



CONCLUSION: Analysis of court filings points to the fact that the overall numbers of child abuse and neglect and overall crime is actually on the decrease in Louisiana. Whether this phenomenon is due to population shift, demographic change, or maturing of the population is for another study by the academics, but the numbers identify that further analysis is in order.

“Dinosaur bureaucracies” including some lower courts are continuing to “prop up” their justification for growth and inefficiency at the expense of the most vulnerable classes.

While there will always be extreme examples of inhumanity these are not justification for increasing the numbers of bureaucrats but justification for increasing the qualifications of individuals and the quality of the bureaucratic mechanism, as the Louisiana Supreme Court performance program has indicated.

The Louisiana Supreme Court mandates for district court improvements should be put on the fast track with money spent on leaner, smarter, and kinder and fairer family courts.

It is obvious that social services is not serving any useful purpose as the numbers of children in foster homes continue to climb for no justifiable reason. Resources would be better spent on outright grants to families. Social services has shown themselves to be nothing more than a leech upon families and a drain upon the states economy. Families would be better off with no help than with help from social services. Social services are making more and more requests for law enforcement resources. Resources should be transferred to the proven potential of law enforcement to handle the problem of child abuse. Although law enforcement has had its problems with the subject, law enforcement has more credibility when it comes to respect for the public and their rights and has a better protocol and accountability structure.

Social services had attempted to become another branch of government and has shown itself a poor public servant. Social services is making more and more demands upon the families and the three branches of government and has strained the rule of law and the US and state constitutions to the breaking point, by asking for more and more special consideration from the legislature. If social services are going to tax the resources of law enforcement and the courts then the resources may as well be transferred to the courts, law enforcement, and family enhancements. At very least the laws should be changed to leave less discretion to family court judges and the department of social services.

We have a system of law as old as the Magna Carta and law enforcement as old as the “old west” that has proven itself beneficial. In its short thirty year experimental existence social services has proven itself to be an insatiable monster of no benefit except to other monsters. There is some justification for bureaucracies in our society but there is no place for publically funded monsters.

Sources of data for graphs:

The data for the graph lines, JUVENILE COURT CASES was extracted from the *Supreme Court Annual Report* up to year 2007. Years 2008, 2009, and 2010 were extrapolated using a mathematical formula to create a smooth curve.

The data for the graph lines, FOSTER PLACEMENT was extracted from the DSS *STATE OF LOUISIANA 2007 Annual Progress and Service Report* **which is actually year 2006 data**. Years 2007, 2008, 2009, and 2010 were extrapolated using a mathematical formula to create a smooth curve.

Although the annual reports are available for previous years, they are lacking in statistics on how many children were placed in foster care. The number of children placed in foster care in 2003 and 2004 is assumed to be much lower because the juvenile court filings for 2003 and 2004 are much lower. [There may be a data reporting problem with court filings for years 2003 and 2004.]

The data for the graph lines, TOTAL ALLEGATIONS was extracted from the DSS report *VALID CHILD ABUSE AND NEGLECT ALLEGATIONS BY PARISH* [The use of the adjective “VALID” is questionable]. Years 2007, 2008, 2009, and 2010 were extrapolated using a mathematical formula to create a smooth curve.